

**5 UNITS
REMAINING**

Riverwalk

Business Park
Brimsdown
Enfield



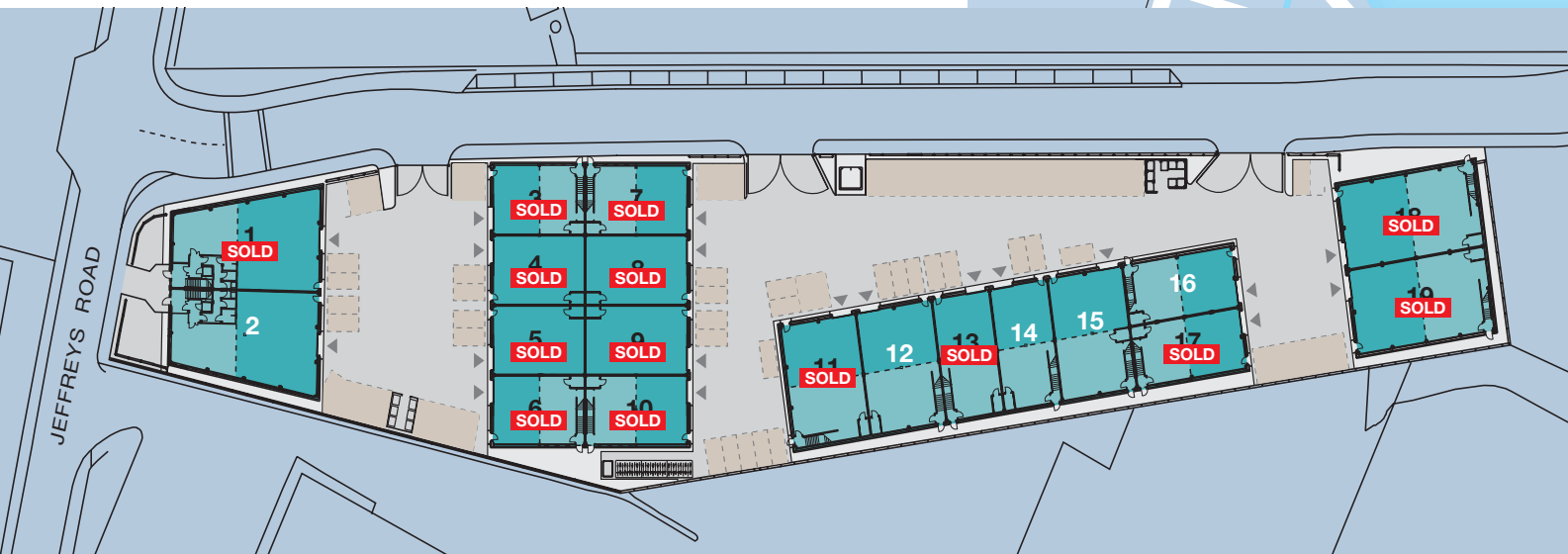
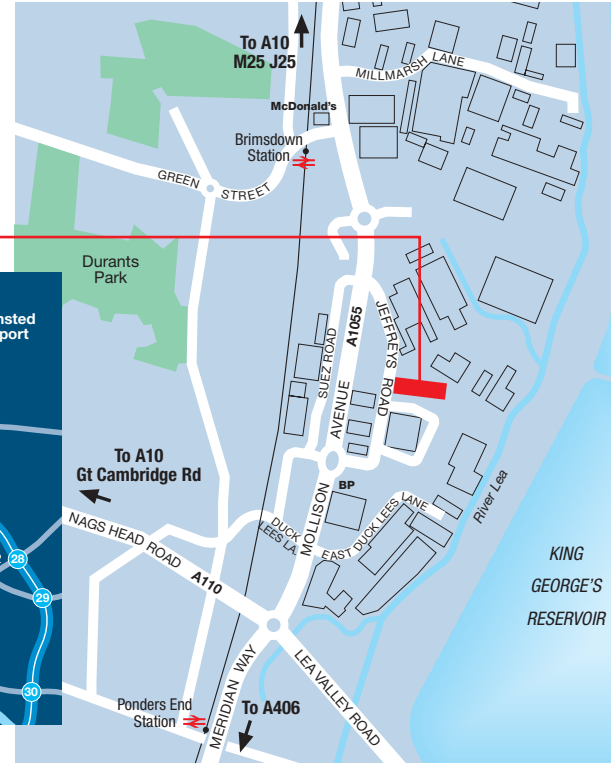
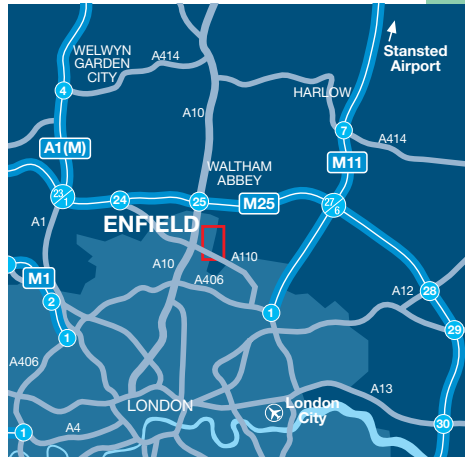
For Sale

19 High Quality
Business/Industrial Units
From 1,604 - 4,333 sq ft

Riverwalk Business Park

The new development of Riverwalk Business Park is located off Jeffreys Road, running parallel with Mollison Avenue (A1055), which forms part of the North South route. This connects within approximately three miles northwards to the A10/M25 at J25 and southwards with the A406 (North Circular Road).

Brimsdown Station is within walking distance and has regular over-ground services into London Liverpool Street with underground connections available at Tottenham Hale (Victoria Line).



Features

- Steel portal frame construction with profile clad elevations
- Eaves height of 20ft (6m)
- Most units containing solid first floor galleried area
- Ample on site car parking
- Accessible for HGVs

Units	GF Sq ft	FF Sq ft	Total Sq ft	Total Sq m
1 & 2	3,084	1,249	4,333	402.5
3 & 6	1,507	624	2,131	198.0
4 & 5	1,448	0	1,448	134.5
7 & 10	1,668	700	2,368	220.0
8 & 9	1,604	0	1,604	149.0
11	2,239	958	3,197	297.0
12	2,169	958	3,127	290.5
13 & 14	1,658	716	2,373	220.5
15	2,147	947	3,095	287.5
16 & 17	1,609	673	2,282	212.0
18 & 19	2,761	1,211	3,972	369.0

Description

A high quality business/industrial scheme, the first within the Brimsdown Industrial area for many years, and designed to suit the needs of local small businesses.



**BOWYER
BRYCE**
020 8367 5511
www.bowyerbryce.co.uk
96 SILVER STREET ENFIELD EN1 3TW FAX: 020 8366 0818

A joint venture between

SUPPORTED BY
**LONDON
DEVELOPMENT
AGENCY**
WORKING FOR THE MAYOR OF LONDON

GLE
Property Developments

GLENNY
LLP
N LONDON & HERTS OFFICE
020 8367 2334
www.glenny.co.uk